

# DD Argus M2 HD

PERFORMING EXCELLENCE

---



CLOSE TO YOU

**20**  
YEARS

 **Dental  
Direkt**

---

# DD Argus M2 HD Scanner

## 3D DENTALSCANNER

- innovative scanning method
- time and money saver
- intelligent and flexible
- precise and reliable
- open type (.STL)

DD Argus M2 HD

The logo for Dental Direkt, featuring a stylized grid of squares to the left of the text "Dental Direkt".



# Engineered to Perfection

## MORE POWERFUL THAN EVER!

The DD Argus M2 HD is best known for innovative features and now even more precise and faster with 2.0 MP HD cameras and USB 3.0.





# Stable Scan Stage Method

## WHAT?

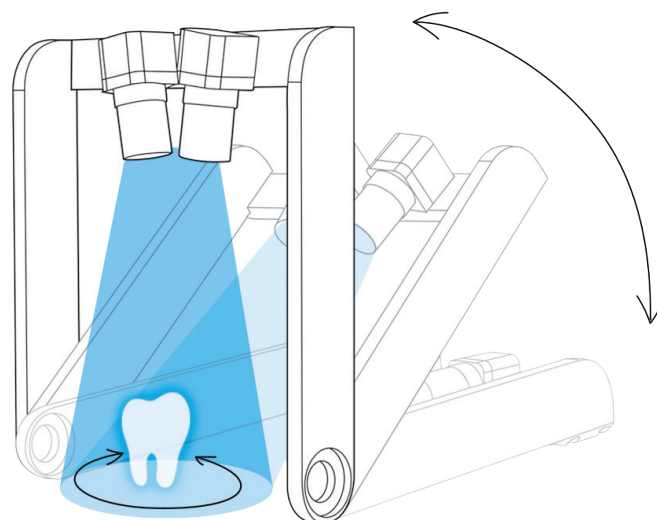
Compared to other conventional systems we have developed a completely unique scan system which features a stable scan stage. With the stable scan stage (SSS) method and its moving camera technology model fixation is not necessary.

## HOW?

The patented SSS method of the **DD Argus M2 HD** uses a moving camera technology. It enables the light and camera module to rotate around the scanning area.

## WHY?

Technicians have to fix the model to the scanning plate while using conventional scanners. This is not only time consuming but inconvenient as well. With the new **DD Argus M2 HD** the user benefits from workflow integrated scanning.

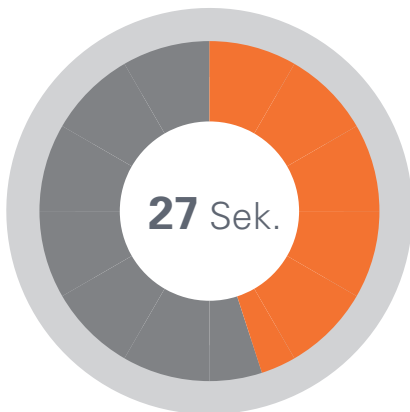


---

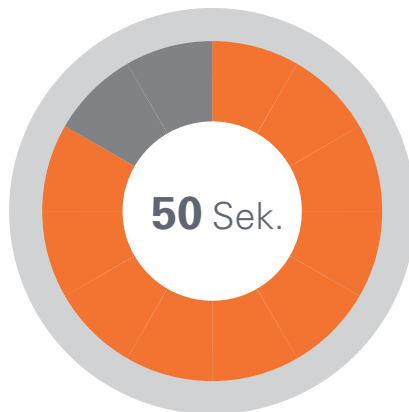
# Saving Time

## SPEED

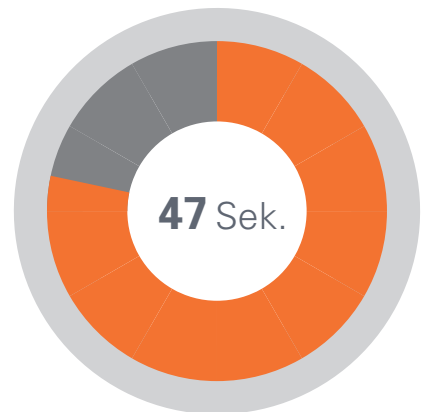
Due to a quick scanning process and no model fixation the **DD Argus M2 HD** enables the user to save precious working time. This outstanding performance and high quality data output is achieved with new 2.0 MP HD cameras and USB 3.0.



SINGLE DIE



UPPER AND LOWER JAW



7 DIES

Digitale  
Direkt





# Articulator Plug and Play

## JAW ALIGNMENT

Placing the whole articulator into the scan area enables the simple digitalization of the occluded jaws. The **DD Argus M2 HD** offers Split Cast solutions as optional accessories to align the upper and the lower jaw to the mandibular joint.

## VIRTUAL ARTICULATION

The **DD Argus M2 HD** enables the use of the virtual articulation as well. The virtual articulation is supported for Artex, KaVo, SAM, and Adesso\*\* base plates.



\* Check if your dental CAD software supports Virtual Articulation, Optional scan plate required to mount Artex, KaVo, SAM and Adesso bases.

\*\* Artex, KaVo, SAM and Adesso are trademarks of respective companies.



DD Argus M1 vs

# DD Argus M2 HD

2.0 MP HD camera • USB 3.0 • Scan Area taller and wider



The **DD Argus M2 HD** has improved its articulator compatibility feature by increasing the size of the scanning stage (20 mm taller and 60 mm wider.)

Furthermore the **DD Argus M2 HD** improved in precision and speed, benefitting from two 2.0 MP HD cameras and USB 3.0.

# Intelligent and Convenient

## MULTI DIE SCANNING

The Multi Die Scanning Plate pushes your work efficiency to new limits while scanning more complex models or shapes. Hereby single dies can be digitalized, automatically separated and included in the complete scan.



# Implant Multi Die Scans

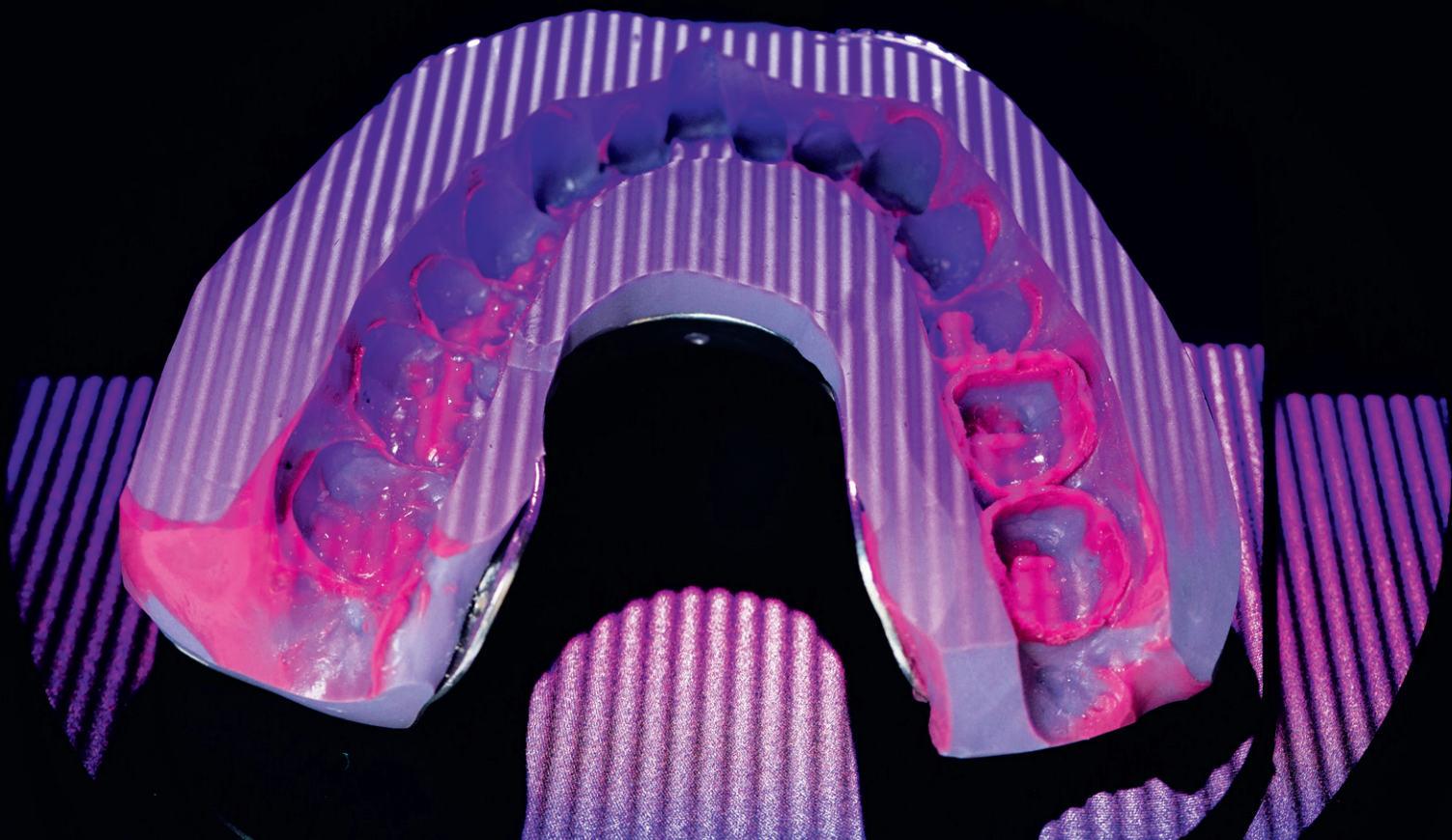
The Implant Multi Die Scan guarantees very precise and detailed scans for rotationally symmetrical objects such as abutments. Scanning of up to seven abutments at ones (optional accessory).



# UNLIMITED Opportunities

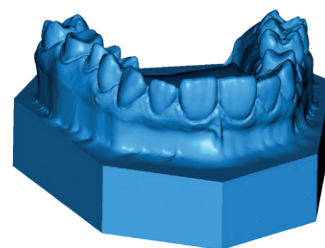
## IMPRESSION SCANNING

The DD Argus M2 HD has been optimized for scanning of gypsum models, silicone and alginate impressions. Our innovative HSS algorithm enables the scan of inaccessible areas in order to obtain high quality data.



## ORTHODONTIC APPLICATION

The **DD Argus M2 HD** dental scanner is also optimized for orthodontic applications. The scan data obtained from either the gypsum model or impression has the ideal quality for your orthodontic planning.



## TEXTURE SCANNING

Not everything can be digital. Therefore the **DD Argus M2 HD** provides the option to scan pencil lines to add to your digital data.



# Accurate and Reliable

## ACCURACY

Accuracy is the most important aspect of dental scanning. Users need to rely on the precision and quality of the digital imaging to produce superior dental restorations.

Every single DD Argus M2 HD is calibrated with a special tool to guarantee its high accuracy.

No matter whether you are planning simple or highly complex situations – you can always rely on your DD Argus M2 HD.





# **DD Argus M2 HD**

## Overview and technical Specification

Scan-Method..... SSS-Method

Light Source..... LED

Technology..... structured light

Camera Resolution..... 2 x 2,0 MP HD camera

Data Format..... Open Type (.STL)

Accuracy..... <10 µm

Dimension..... 330 (B) x 495 (H) x 430 (T) mm

Weight..... 17 kg

Power..... 110 – 240 V, 50 W

O/S..... Windows 7,8 (64 Bit)

